



## VirtuaLine™ FILL Walkway Projector Datasheet

### Overview:

Laserglow's VirtuaLine™ series of line projecting LED light fixtures are an innovative and cost-effective way to demarcate walkways and laneways without using paint or tape. VirtuaLine™ FILL Line Projector fixtures create an indestructible floor walkway that eliminates the need for maintenance required by floor tape and paint lines, changing the way you handle floor marking in your facility.

### Key Features:

- Modular – Easily reconfigure spaces within your facility without stripping paint or tape
- Highly Durable - No wear and tear from foot traffic
- Cost Effective - Eliminates the need for repainting or retaping
- Ultra Visible - Overcomes complacency by attracting more attention because of a dynamic projection
- Smart Triggered - Optional capability to trigger signage using motion sensors, beam break sensors or push button
- Adjustable Focus - Control the thickness of the line projections

### Specifications:

#### Lamp Details

Type of Light Source:	High Performance LED
Rated Power:	80 W
Light Source Life (MTTF):	30,000 hours at 25°C/77°F

#### Optical

Light Colour:	Amber, Red, Green, (6000K)
Luminous Flux:	12,000 lm
Projection Distance:	Up to 51 ft (17 m)

#### Photometric data:



For details regarding Photometric Data, Projection dimensions, and Visibility Information, please use our [Interactive Equipment Estimator](#) at our website, [safety.laserglow.com](http://safety.laserglow.com)

Temperature Range (°C):	-20 to 50 °C (-4 to 120 °F)
Relative humidity:	5% to 80% noncondensing
Projector Power:	80W
Power Supply:	100-240 VAC nominal, 50/60 Hz, 0.67A, 80W
IP Rating:	IP65

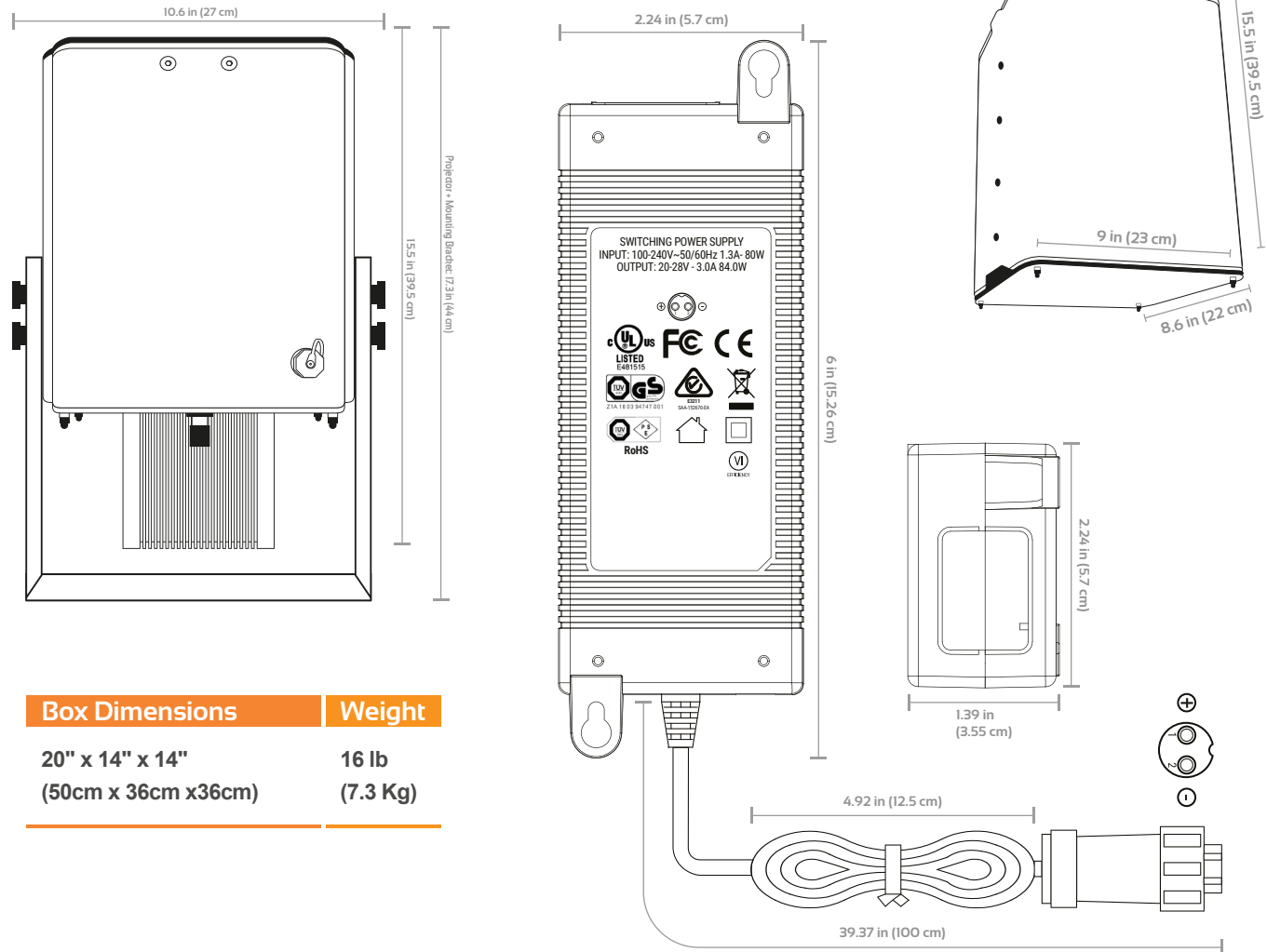
Standard Warranty:	12 months
--------------------	-----------

Smart Triggered Projection:	Projection flashing using smart controller and sensors
-----------------------------	--

Accessories included:	Mounting bracket and power supply
-----------------------	-----------------------------------

# VirtuaLine™ FILL Walkway Projector

## Projector and Power Supply Dimensions:



### Box Dimensions

20" x 14" x 14"  
(50cm x 36cm x 36cm)



### Weight

16 lb  
(7.3 Kg)

## Accessories:

The most popular accessories for this model are shown here.

For additional details regarding these or other accessories please see our website or contact us directly.

Product SKU	Description
<b>Lenses</b>	
 ABM088CXX	• No Drill Magnetic Mounts
 AVLLKXXX	• Line Length Limiting Panels



#05-34, Ubi Techpark (Lobby B), 10 Ubi Crescent, Singapore 408564  
Tel. +65 6814 9717 +65 6025 3019  
sales@fseprojects.com  
www.fsese.com / www.fse-exdigital.com

E&OE: Data included in this sheet may be subject to change without notice. Please confirm critical specifications with our staff prior to ordering.